



TRACTORS AND ATTACHMENTS



GET ATTACHED
GET IT DONE!



HERITAGE

THE VENTRAC STORY

A Word from the President



We at Venture Products, Inc. appreciate your interest in VENTRAC products. We know that our company's achievements hinge on your satisfaction; your business is what makes our continuous efforts possible, and we thank you.

My father instilled valuable lessons in my brothers and me from our youth, lessons that set the foundation for the high ethics, standards and quality for which VENTRAC has become known.

VENTRAC all-wheel drive articulating tractors, attachments and specialty equipment are one of a kind. Nowhere will you find a product made with higher quality materials, designed with more maneuverability, flexibility and durability, or backed by a more solid commitment to your satisfaction.

The Steiner family continues to add fresh new ideas and skills as the next generation grows into the business. We invite you, as well, to become part of our team by discovering how VENTRAC can give you the versatility to accomplish any job. The VENTRAC team is very proud of our products, and guarantee that you will be delighted with them as well.

Sincerely,

Dallas Steiner

Dallas Steiner
President



TODAY The Steiner family continues designing and manufacturing new and innovative products.

Back: Brothers Dallas, Mark, and Roy Steiner

Front: Cousins Arlin, Ryan, Denver, and Beth Steiner



1941 Marvin Steiner, age 26, builds custom farm equipment.



1974 First Compact, Articulating Tractor



1978 Model S-16 Tractor



1996 Venture Products introduces the Freedom 300, a transporter for the physically disabled.



1998 The Ventrac 4000 series tractor is introduced.



1999 The Ventrac 3000 series tractor is introduced.

FEATURES

THE VENTRAC ADVANTAGE



4231TD WITH MOWER

Innovative by Design

Ventrac is innovative in design and extremely practical. Add any of the 30 plus commercial-grade attachments and you'll be impressed with the **POWER, PERFORMANCE**, and **PRODUCTIVITY** that can't be beat. With little or no effort you'll have all your projects done. Ventrac will put you ahead!



Versatility

More than 30 commercial-grade attachments comprise the Ventrac **MINUTE MOUNT** attachment system. Minute Mount is **QUICK, EFFICIENT**, and requires **NO TOOLS**. With the optional Category One 3-point hitch, non-powered attachments can be operated from behind the tractor individually or simultaneously with the front.

minute MOUNT®
attachments



FEATURES

THE VENTRAC ADVANTAGE



3121 WITH SNOWBLOWER

Power



Ventrac offers several engines to meet your power needs. Choose the **VANGUARD** 3/LC, the Commercial Power line from Briggs & Stratton Daihatsu LLC., for the ultimate combination of reliability and performance. Discover what happens when you put an engine this **POWERFUL** in a machine as versatile and maneuverable as Ventrac.

4100 AIR COOLED

B&S Vanguard 31hp Gas 2-cyl	895 cc
-----------------------------	--------

4200 LIQUID COOLED

Kawasaki 27hp Gas 2-cyl	746 cc
B&S Vanguard 26.5hp Dsl 3-cyl	953 cc
B&S Vanguard 31hp Gas 3-cyl	953 cc
B&S Vanguard 31hp Turbo Dsl 3-cyl	953 cc

3100 AIR COOLED

B&S Vanguard 21hp Gas 2-cyl	627 cc
-----------------------------	--------

3200 LIQUID COOLED

B&S Vanguard 23.6hp Diesel 3-cyl	850cc
----------------------------------	-------

Maneuverability



The **CENTER-ARTICULATING FRAME** on the 4000 and 3000 series, along with a tight turning radius, allows for easy **MANEUVERABILITY** even in the tightest of places.



FEATURES


THE VENTRAC ADVANTAGE



4131 WITH VERSA-LOADER AND PALLET FORKS

4231 WITH POWER RAKE

Control



Convenient **S.D.L.A.** controls are located next to the operator for precise control of:

- Speed** - Acceleration and braking
- Direction** - Forward/Reverse
- Lift** - Lift of front-end attachments
- Auxiliary function** - example: angling dozer blade or dumping the slip scoop

S.D.L.A. Controls



Power Steering



Durability



In the design stage, Ventrac is field tested to ensure that you will only receive a top notch, **DURABLE MACHINE** that will work for you year-round. **VENTRAC** is built with an all steel, heavy-duty frame. Each unit is carefully assembled and inspected for quality. We stand by our product with Ventrac's three-year residential and two-year commercial V-Plus Warranty.

Our manufacturing facility in Orrville, Ohio is state of the art, utilizing the latest in laser-cutting technology, robotic welding, and a powder coating paint system.



VENTRAC TRACTORS

3000 Series

The 3000 series is a power-packed tractor that puts you out front where the action is for maximum **visibility**. Every 3000 series tractor is built with the same **versatility** and **performance** for which Ventrac is known.

Standard on the 3000 series is Ventrac's S.D.L.A. hand control, which allows for easy control of Speed, Direction, Lift and Auxiliary function all with one hand.

These tractors feature all wheel hydrostatic drive and power steering. Combine this with a tight 28" turning radius and you will find the 3000 series can tackle jobs typically reserved for larger, less maneuverable machines.

Get attached using the **Minute Mount System**, which allows you to change over 18 attachments quickly and efficiently from job to job with minimal effort. This is versatility at its best!

Standard features include:

- Adjustable Weight Transfer System*
- Articulating / Oscillating Frame
- Comfort Seat
- Forward and Reverse Foot Control
- Hydrostatic Drive
- Power Steering
- S.D.L.A. Controls
- Tilt Steering Column*

* Standard on 3200, optional on 3100



minute[®]
MOUNT
attachments



Tandem Drive Train

Ventrac's patented (T.D.T.) on the 3000 series efficiently transfers power to where it's needed for unparalleled performance.

3223D



3223D WITH STUMP GRINDER

3000 Series Standard Features

Five Gallon Fuel Tank

S.D.L.A. Hand Controls
(Speed, Direction, Lift, and Auxiliary)

Engine

3100 AIR COOLED	
B&S Vanguard 21hp Gas 2-cyl	627cc
3200 LIQUID COOLED	
B&S Vanguard 23.6hp Diesel 3-cyl	850cc

Taillights

2" Rear Receiver Hitch

Patented Tandem Drive Train

Front Hydraulic Couplers

Forward & Reverse Foot Control

Comfort Seat

Power Steering

Tachometer & Hour Meter

Parking Brake

Halogen Headlight

Tilt Steering Column*

Articulating/Oscillating Frame

Adjustable Weight
Transfer System*

All-Wheel Drive



* Standard on 3200, optional on 3100

3100

The 3100 Ventrac Compact Tractor is small enough to handle working around tight spaces and is **powerful** enough to tackle the toughest of jobs. The 3100 features a 21-HP V-Twin gas engine and comes standard with S.D.L.A. and foot pedal controls.

Tilt steering and a suspension seat are optional for added comfort. Weight Transfer is also optional for added stability and traction on hills.



Powered by:

3100 AIR COOLED

B&S Vanguard 21hp Gas 2-cyl

627cc

VANGUARD
COMMERCIAL POWER



3121 ©



3200

Whether you're mowing grass, grinding out a stump or moving a pile of snow or soil, the 3200 unit is more than enough tractor for whatever project comes your way. A 23.6-HP 3-cylinder liquid cooled Diesel engine provides plenty of power for whatever the task. The 3200 comes standard with an adjustable **weight transfer** system.



Powered by:

3200 LIQUID COOLED
B&S Vanguard 23.6hp Diesel 3-cyl 850cc

VANGUARD
COMMERCIAL POWER
3/LC
CYLINDER LIQUID COOLED



Tilt steering column is standard on the 3200.



3223D 
shown with mower



VENTRAC TRACTORS 4000 Series

All-Wheel Drive combined with a low center of gravity and weight transfer system enables Ventrac to conquer even the toughest of terrain. **S.D.L.A.** (Speed, Direction, Lift and Auxiliary) controls and easy access operator platform provide superior ergonomics. Added to all that is the quick, efficient, **Minute Mount System** that allows you to attach over 30 commercial-grade attachments in about a minute or less and requires **no tools!** With the optional, category one 3-point hitch, non-PTO

powered attachments can be operated on the rear of the tractor alone or simultaneously with the front.

Standard features include:

- All-wheel drive
- Roll bar
- Seat belt
- S.D.L.A. controls
- Power steering
- Comfort seat
- Front and rear steel skid plates
- 7.25 gallon fuel tank

And more

minute[®]
MOUNT
attachments



**Center Oscillating/
Articulating Frame**



4131

4231 WITH CONTOUR MOWER

4000 Series Standard Features



*Standard on the 4200, optional on 4100

4100

The Ventrac 4100 is built on a rugged, all-steel frame and utilizes a **dependable** 31-HP Vanguard commercial grade air-cooled engine. Ventrac's high efficiency hydraulic drive system will give you years of enjoyable performance. Customize the 4100 with a variety of accessories including weight transfer system, rear weights, front fenders and more. Drive up and get attached to over 30 Ventrac **Minute Mount** attachments and get the job done!



Powered by:

4100 AIR COOLED

B&S Vanguard 31 hp Gas 2-cyl 895 cc

VANGUARD
COMMERCIAL POWER



4131 ©



4200 *VXD*

The Ventrac 4200 takes compact tractors to a whole new level. The articulating and oscillating heavy-duty frame enhances **maneuverability** and **stability** over traditional tractors by conforming to the contour of the terrain.

This incredibly rugged and dependable machine is a wise business investment for golf courses, schools and universities, parks, street maintenance departments, commercial mowing services, contractors, wineries, farms, property owner associations, estate homes and anyone needing to: mow, blow, sweep, edge, scoop and much, much more.



4231TD

D Vanguard 31hp Turbo Diesel

Pictured with optional Suspension Seat & Hub Caps

Increase productivity, control costs, and improve your return on investment. One machine can do it all. **Get Attached** to a Ventrac... and **Get it done!**

THE ULTIMATE HILL MOWER

Get maximum angle of operation with the Vanguard 31HP Turbo Diesel engine, now approved for 30 degrees **continuous operation**, when equipped with dual wheels.



Powered by:

4200 **LIQUID COOLED**

Kawasaki 27hp Gas 2-cyl	746 cc
B&S Vanguard 26.5hp Dsl 3-cyl	953 cc
B&S Vanguard 31hp Gas 3-cyl	953 cc
B&S Vanguard 31hp Turbo Dsl 3-cyl	953 cc

Kawasaki
VANGUARD
COMMERCIAL POWER
3/LC
CYLINDER LIQUID COOLED



4227

Kawasaki 27hp



4226D

Vanguard 26.5hp



4231

Vanguard 31hp



A woman with blonde hair, wearing a pink t-shirt, blue jeans, and sunglasses, is operating a red VENTRAC 3200 riding lawn mower on a well-maintained green lawn. The mower is red with white accents and has the VENTRAC logo and model number '3200' visible. In the background, there is a two-story brick house with a white porch and a large arched window. The scene is set on a clear day with a blue sky and some trees to the left.

Do more than just MOW...

VENTRAC commercial grade equipment is ideal for lawn care professionals, home owners, and anyone interested in maintaining property. VENTRAC allows you tackle almost any terrain, while leaving behind a beautiful cut. And VENTRAC is much, much more than just a mower; it is an all-in-one solution for aerating, grinding out stumps, blowing leaves, moving debris, and much more. With over 30 attachments, VENTRAC has the versatility to address your various needs, while getting the job done quickly and with ease.

MINUTE MOUNT / 3-N-1

Minute Mount

All Ventrac attachments mount in about a minute or less.



Ventrac's **Minute Mount System** is the ultimate example of practical engineering put to good use. Simply drive up to the Ventrac attachment of choice:

1. Lock onto the holding pins
2. Insert the coupler connections* and/or...
3. Install the drive belt*
4. Engage the belt tensioner*

And you're ready to go!



**As required by attachment*



Rear Attachments

Attachments with this symbol can also be mounted to the rear using Ventrac's optional 3-point hitch and 3-N-1 adapter.



Ventrac 4000 series tractors can be equipped with a Category One 3-point hitch. With the 3-N-1 adapter mounted to the optional Category One 3-point hitch, non-powered attachments can be operated from behind the tractor alone or simultaneously with the front. **Versatility by Design** just got better!



MINUTE MOUNT / 3-N-1

Attachments

3000 Series Attachments

BLOWER LA162



Blow away leaves and other debris. The LA162 Blower can be hydraulically angled 180° horizontally left and right for greater control over blowing direction.

Overall width	32.5"
Overall height	22"
Overall length	42"
Fan	16 blade
Wind speed	160 mph
Volume	3400 cfm
Weight	145 lbs.
Hydraulic motor	Standard

3000 series

\$

BROOM LB540

Sweep away snow, leaves, dirt and other materials. The LB540 Broom is hydraulically angled left or right using the auxiliary lever.



Optional: Belting curtain and outrigger wheels (inset) for de-thatching your yard.



Broom width	54"
Overall width	60.5"
Overall height	18.5"
Overall length	46.5"
Broom diameter	16"
Broom speed	300 rpm*
Weight	240 lbs.
Gauge wheels	Standard

*Engine speed 3200 rpm

3000 series

\$

MSRP Guide

\$	- \$500 to \$2000
\$\$	- \$2001 to \$3500
\$\$\$	- \$3501 to \$ 5000
\$\$\$\$	- \$5000+

MOWER - FIELD LQ450

The LQ450 Field Mower is designed to cut heavy grass and small brush growth with three different height settings. Two counter-rotating blades discharge grass to the center rear.



Optional: Tree Shield Kit with branch lifters and wheel covers for tree farms (rear weights recommended).

Cutting width	44.5"
Cutting height	2.25" / 3.5" / 4.75"
Height	16"
Length	55"
Weight	243 lbs.

3000 series

\$

MOWER - REAR DISCHARGE LK520

Rear discharge on the LK520 enables trimming on both left and right sides. This finish mower also features easy height adjustment, a flip-up deck design, and a rear roller for lawn striping and scalping protection.



Flip-up deck design

Width of cut	52"
Cutting height	.75" - 4"
Length	45"
Weight	350 lbs.

3000 series

\$

MOWERS - SIDE DISCHARGE

Ventrac side discharge finish mowers feature single lever height adjustment, easy flip-up deck design, and rear roller for maximum lawn striping.



Easy height adjustment

3000 SERIES	LM440	LM520	LM600
Width of cut	44"	52"	60"
Cutting height	1.5 - 3.75"	1.5 - 3.75"	1.5 - 3.75"
Length	45"	45"	58"
Weight	220 lbs.	273 lbs.	310 lbs.

3000 series

\$



SNOW BLOWER LX420

With a serrated auger, the LX snow blower cuts into light or hard-packed snow with ease. The chute is rotated hydraulically left or right 180°



Optional: A 12V actuator allows the operator to change the height of throw from the operator seat.

Width (cutting & overall)	42"
Height	52.5"
Length	43"
Throwing distance	Up to 40'
Chute rotation	180°
Weight	374 lbs.

3000 series

\$\$\$

STUMP GRINDER LC150

The LC150 Stump Grinder features 12 replaceable carbide cutting teeth. A multifunction adjustable blade hydraulically lowers for use as a depth guide, jack stand, and to fill in stump holes.



Overall height	19.5"
Overall width	21"
Overall length	40"
Cutterhead width	3.5"
Rotor tip speed	2,475 ft/min.*
Rotor rpm	620 rpm*
Cutting depth below ground level	6"
Weight	200 lbs.

*Engine speed 3200 rpm

3000 series

\$

3000 & 4000 Series Attachments

AERATOR EB480

The Ventrac Aerator offers the exact tools to address your turf grass conditions.

Choose between core, slicer, or open spoon tines. The tines are replaced either individually or by quickly changing the entire mounting heads.



Overall width	54"
Overall height	27"
Overall length	27"
Working width	48"
Aeration density	6 holes/ft²
Weight	217 lbs.

3000 4000 series



BLADES

The Dozer Blade is hydraulically angled left and right. Adjustable skid shoes, a trip locking pin, and reversible cutting edge are standard.

Optional: Polyurethane cutting edge and hardened cutting edge.



	KD480	KD600	KD720
Width	48"	60"	72"
Height	22"	22"	22"
Angle (right or left)	30°	30°	30°
Weight	163 lbs.	203 lbs.	225 lbs.

3000 4000 series



EDGER ED200

The Edger is designed to edge sidewalks, curbs, cart paths, etc. The edging disc can be reversed for shaping garden and flower beds.

Optional: Weights and blower* for removing edged debris.



*Blower attaches only to 4000 series tractors


Overall width	54-66"
Overall height	27"
Overall length	45"
Weight	182 lbs.
Weight w/blower	222 lbs.
Disc diameter	20"
Cutting depth	6"

3000 4000 series



EXCAVATORS

HJ Excavator buckets allow the operator to excavate, dig, and haul material. Its innovative flip-back design allows for forward or reverse excavating.



	HJ300	HJ480
Overall width	36"	53.5"
Working width	30"	48"
Height	13"	13"
Length	34"	34"
Capacity	3.6 ft³	5 ft³
Ground clearance	11"	11"
Weight	145 lbs.	189 lbs.

3000 4000 series



SLIP SCOOPS

Ventrac Slip Scoops are a must-have attachment allowing you to dig, level, and move a variety of materials.



	HE300	HE480
Overall width	36"	52.5"
Working width	30"	48"
Height	15"	16"
Length	34"	34"
Weight	111 lbs.	175 lbs.
Capacity	3.6 ft³	6 ft³

3000 4000 series



SOD CUTTER EC240

The Sod Cutter cuts a 24" wide strip of sod at a user-adjustable depth.



Cutting width	24"
Height	11.5"
Length	23.5"
Cutting Depth	0 to 2.5"
Weight	41 lbs.

3000 4000 series



TERRA RAKES

The Terra Rake is designed to perform a variety of landscaping jobs. Features include: hydraulic angling and gauge wheels that can be mounted front, rear or removed.

Optional: Hydraulic height adjustment link (shown left), 10" wing extensions.



	KR502	KR702
Overall width	52"	70"
Overall width w/extensions	72"	90"
Height	29.5"	29.5"
Length	52"	52"
Weight	242 lbs.	325 lbs.

3000 4000 series



V-BLADE KV550

The V-Blade is ideal for sidewalk and parking lot snow removal. Both wings can be independently angled hydraulically forward or back for greater control.

Optional: Wing extensions, top deflection flap, and polyurethane cutting edge.



Length	31"
Width straight	55"
Width in forward "V"	48.5"
Width in backward "V"	48"
Height	21"
Weight	240 lbs.
Wing angle	30° each

3000 4000 series



4000 Series Attachments

AERA-VATOR EA600

The AERA-vator is designed to fracture the soil beneath the sod without destroying the turf on the surface. This means that turf is ready for use immediately after treatment. Penetrating the soil with no slicing or cutting action, preserves the delicate turf grass roots and stimulates future growth.



Optional: Seed-box (shown) allows for over-seeding and aerating simultaneously.

Overall width	66"
Overall height	22"
Overall length	34"
Working width	60"
Tines	96 (0.5625 x 3.5")
Weight	350 lbs.
Side-to-side tine travel	1.25"
Vibrating depth	3.75"
Tine vibration frequency	3200 rpm =est. 800 cyc/min
Aeration density	8 holes/f ²

4000 series

\$\$\$

BLOWER KA160



The KA160 Power Blower rotates 180° horizontally left and right with a standard hydraulic motor controlled from the operator seat.

Overall width	32.5"
Overall height	22"
Overall length	36"
Fan	16 blade
Wind speed	180 mph
Volume	4000 cfm
Weight	163 lbs.
Hydraulic motor	Standard

4000 series

\$\$

BROOM HB580

The HB580 Broom for the 4000 series tractors is hydraulically driven and can be angled right or left using the auxiliary S.D.L.A. lever.

Optional: 12V Actuator allows the operator to slow or reverse the rotation of the bristles from the operator seat.



Overall width	68"
Overall height	24"
Overall length	54.5"
Broom width	58"
Broom speed	220 rpm*
Weight	382 lbs.
Gauge Wheels	Standard

*Engine speed 3200 rpm

4000 series

\$\$\$

GENERATOR HG150



The Ventrac Generator is great for mobile power or as a standby unit.

Receptacles include: (4) 120v, 20A receptacles; (1) 120v, 30A Twistlock, (1) 240v, 30A Twistlock, (1) 240v, 50A Range receptacle.

Maximum watts	15,000
Continuous watts	12,500
Voltage	120/240
Amperage	79.2/39.6
Hertz	60
Phase	1
Req. constant shaft speed	3,000 rpm
Net weight	196 lbs.

4000 series

\$\$

MOWER - CONTOUR DECK MJ840

Save time and fuel with the 84-inch MJ840 Contour Deck without sacrificing quality of cut. Three decks float independently and follow the contour of the terrain with up to 40 degrees of motion for each side deck. The MJ840 also features full rear rollers for even cutting and stripping, rear discharge, and a flip-up deck design.



Width of cut	84"
Cutting height	.75" to 3.5"
Length	51"
Weight	550 lbs.

4000 series

\$\$\$

MOWER - REAR DISCHARGE MC600

The MC600 Rear Discharge Mower is designed for superior trimming on both the left and right sides. This mower features 16 cutting height positions, a rear roller for even cutting and stripping, and a flip-up deck design.



Width of cut	60"
Cutting height	.75" to 4"
Length	51"
Weight	420 lbs.

4000 series

\$\$\$

MOWER - REEL MR740

The MR740 Triplex Reel Mower is design to be the ultimate trim and surround mower. With a 74-inch width of cut, variable speed hydraulics, standard back lapping valves, and offset capability, the MR740 includes many features to ensure superior, low-maintenance performance.



Width of cut	74"
Cutting height	.39" to 2.36"
Length	48"
Weight	575 lbs.

4000 series

\$\$\$\$

MOWERS - SIDE DISCHARGE

Ventrac Side Discharge Mowers feature single lever height adjustment, easy flip-up deck design, and rear roller for maximum lawn striping. The HP offset mower shifts the mowing deck 6.5" to the left for a shorter cutting radius and increased reach for mowing around ponds or ditches.



4000 SERIES	HM602	HM722	HP722
Width of cut	60"	72"	72"
Cutting height	1.125 - 4.75"	1.125 - 4.75"	1.125 - 4.75"
Length	52"	58"	58"
Weight	385 lbs.	450 lbs.	450 lbs.


4000 series

\$\$

MOWER - TOUGH CUT HQ680

The Ventrac Tough Cut Mower is designed for mowing high grass, thick weeds, and small brush growth. Three heavy-duty blades counter-rotate to cut and drop materials evenly without windrowing. Tilt-up deck provides easy access to the blades.

Optional: Adjustable swivel wheels for a more controlled height of cut.



Working width	68"
Cutting heights	3", 3.625", 4.25"
Length	45"
Height	15"
Weight	354 lbs.

4000 series

\$\$\$

POWER RAKE KP540



The Power Rake levels, grades and prepares seed beds and gravel driveways with 72 replaceable carbide tips. The rotor is both driven and angled hydraulically. Rotation can be changed from the operator seat.

Overall height	34"
Overall width	62"
Overall length	82"
Rotor width	54"
Height adjustment	.125" increments
Height adjustment range	3.5"
Weight	536 lbs.

4000 series

\$\$\$\$

SNOW BLOWER KX522



With a serrated auger, the KX snow blower cuts into light or hard-packed snow with ease. Chute is rotated hydraulically left or right 220°.

Optional: A 12V actuator allows the operator to change the height of throw from the operator seat. A deep snow auger is also optional.

Width	52"
Height	56.5"
Depth	43.75"
Cutting height	26.5"
Cutting width	48"
Blowing distance	Up to 40'
Chute rotation	220°
Weight	475 lbs.

4000 series

\$\$\$

STUMP GRINDER KC180

The KC180 Stump Grinder features 18 replaceable carbide cutting teeth for large or small stump removal. Standard front mounted mirror allows the operator to see the stump easily while being fully protected from debris.



Standard mirror on KC180



Overall height	19"
Overall width	25"
Overall length	35"
Cutterhead width	3.5"
Overall cutterhead diameter	18"
Cutterhead speed	900 rpm*
Cutting depth below ground level	6"
Weight	171 lbs.

*Engine speed 3600 rpm

4000 series

\$\$\$

TILLER KL480

The Ventrac Tiller is designed for easy preparation of gardens and yards. This power-driven front-end attachment allows the operator to easily monitor the tiller's performance. Skid shoe adjustments facilitate cutting depth. Twenty-four high carbon tines are durable and are sequentially spaced to maximize performance.



Overall width	53"
Working width	48"
Length	41"
Height	22"
Weight	345 lbs.

4000 series

\$\$

TRENCHER KY400

The Ventrac Trencher is capable of trenching up to 40 inches deep with a 5.5 inch-wide cut. Depth indicator allows operator to gauge depth of cut from the operator seat. Standard features include: Self-adjusting crumb scraper and combo terminator/cup chain with replaceable carbide teeth.



Overall height	27"
Overall width	40"
Overall length	74.5"
Trenching width	5.5"
Trenching depth	40"
Weight	493 lbs.

4000 series

\$\$\$

TURBINE BLOWER ET200



The Ventrac Turbine Blower's front nozzle hydraulically rotates 360° continuously on a vertical plane. The front guard protects the nozzle while doubling as a deflector for blowing forward.

Length	69"
Width	27"
Height	34"
Weight	256 lbs.
MPH out of nozzle	175 mph*
MPH out front of deflector	110mph*
Volume	10,000 cfm*

4000 series

\$\$\$



VERSA-LOADER KH500

Discover the versatility and ease of the Ventrac Versa-Loader (shown with standard bucket). Drive up and attach in minutes without tools or heavy lifting. Once connected, choose the standard bucket or three other optional attachments, which also feature Ventrac's Minute Mount System, and get the job done.



Overall height on tractor	67"
Overall width	41.5"
Overall length w/standard bucket	75"
Overall length - tractor, loader & std. bucket	111"
Width of standard bucket	48"
Capacity of standard bucket (struck)	5 f³
Weight w/o tools	508 lbs.
Lift capacity including tool	500 lbs.
Lift height (at pivot points)	77"
Oil tank capacity	6 gal.
Gallon/min. @ 3600 rpm	9.5 gpm

4000 series (Loader is not compatible with the Cab)

\$\$\$\$

LOADER ATTACHMENTS



POST HOLE DIGGER
Fast drive motor



TREE AUGER
Slow drive motor



PALLET FORKS

minute mount®
attachments

PERFORMANCE OPTIONS

Accessories



3000 SERIES 3100/3200



CAB

All-weather protection



REAR WEIGHT BRACKET & WEIGHTS

Increased traction and stability



ROLL CAGE AND SEAT BELT



TIRE OPTIONS

All-terrain tires
(Standard: Turf tires pictured on tractor)



12-V SWITCH & PLUG

For select attachments and accessories.
(Models: LX, KR, KV, ES)

3100 (Standard on 3200)



TILT STEERING COLUMN

For comfort adjustment



ADJUSTABLE WEIGHT TRANSFER

All Tractors 3000/4000 series



ARM RESTS



SPREADER 220

Designed to spread salt, seed, fertilizer, and Penn Mulch

3000 series: Front mount only with 2-N-1, not compatible w/ cab.



Optional drop curtain



SUSPENSION SEAT

Features tilt-back, lumbar support and weight adjustment



2-N-1

Doubles as a front weight bracket and tow hitch (shown with optional weights)



Optional extension



4000 SERIES 4100/4200



CAB

All-weather protection



CANOPY

Protection from sun and rain



CHROME HUB CAPS




DUAL WHEEL KIT

For operating on grades up to 30° and for increased traction, weight distribution and stability on slopes.



FOOT DIRECTIONAL CONTROL



FOLD DOWN ROLL BAR

R.O.P.S. approved roll bar that can be folded down for low-clearance areas



SLOPE INDICATOR

For gauging degree of operation



STROBE/WORK LIGHT

For increased roadside safety and night operation of the 3-point hitch



TIRE OPTIONS

Turf and bar tires
(Standard: All-terrain pictured on tractor)



12-VOLT SWITCH & PLUG, FRONT

For select attachments
(Models: EA, HB, KX, KR, KV, ES)



12-VOLT OUTLETS, REAR

For operating Ventrac spreader, cell phone, radio, etc.



WHEEL EXTENSIONS

Increases tread width 6 inches for added stability

4100 (Standard on 4200)



ADJUSTABLE WEIGHT TRANSFER KIT



FOOT RESTS



FRONT FENDERS



REAR WEIGHTS



TACH/HOUR METER

REAR ACCESSORIES - 4000 SERIES



3-POINT HITCH

Category one 3-point hitch for mounting rear implements



Rear Hydraulic Valves



3-Point Controls



3-N-1 ADAPTER

Attaches to the 3-point hitch for mounting select 3-N-1 attachments, counterweights, and towing



HYDRAULIC TOP LINK





SPECIFICATIONS

3000 Series



3121



3223D

Engines		Vanguard 21 HP V-Twin Air-Cooled Gas (627 cc) [^]	Vanguard 23.6 HP Liquid Cooled Diesel 3-cyl (850 cc) ^{^^}
Drive		All-Wheel Drive (AWD)	All-Wheel Drive (AWD)
Tires	Standard: Turf	18x10.5-10	18x10.5-10
	Optional: All-Terrain	18x11-10	18x11-10
Electrical		450 Cranking Amps 12-V / 50 Amps	450 Cranking Amps 12-V / 40 Amps
Fuel Tank Capacity		5.0 Gallons	5.0 Gallons
Dimensions	Wheelbase	38"	38"
	Length	72"	72"
	Overall Height	47"	47"
	Width	40.5"	40.5"
Travel Speed*		7 mph	7 mph
Weight**		850 lbs	1050 lbs
Turning Radius		28"	28"
Steering		Power	Power
PTO		Electric w/Brake	Electric w/Brake

[^] 20.1 hp gross @ 3200 rpm in the 3121 ^{^^} 22.7 hp gross @ 3200 rpm in 3223D

4100



4131

Engine		Vanguard 31 HP 2-Cyl Gas, Air-Cooled (895cc)
Drive		All-Wheel Drive (AWD)
Tires	Standard:	All Terrain 22x12-8
	Optional:	Turf 22x11-10
	Optional:	Bar 21x11-8
Electrical		450 Cranking Amps 12-V / 50 Amps
Fuel Tank Capacity		7.25 Gallons
Dimensions	Wheelbase	43"
	Length	77"
	Overall Height (top of roll bar)	67"
	Width w/Single Turf Tires	48"
	Width w/Dual Turf Tires	70"
Travel Speed*	Low Range	5.2 mph
	High Range	10 mph
Weight**		1,290 lbs
Turning Radius		43"
Steering		Power
PTO		Electric w/Brake

* Speeds vary according to tire size, type and inflation **Weight varies according to engine size, accessories, attachments and tire options



SPECIFICATIONS

4200 *VXD*



		4226D	4227	4231	4231TD
Engine		Vanguard 26.5 HP DSL 3-Cyl (953 cc)	Kawasaki 27 HP Gas 2-Cyl (715 cc)	Vanguard 31 HP Gas 3-Cyl (953 cc)	Vanguard 31 HP Turbo DSL 3-Cyl (953 cc)
Drive		All Wheel Drive (AWD)	All Wheel Drive (AWD)	All Wheel Drive (AWD)	All Wheel Drive (AWD)
Tires	Standard: All-Terrain	22x12-8	22x12-8	22x12-8	22x11-8
	Optional: Turf	22x11-10	22x11-10	22x11-10	22x11-10
	Optional: Bar	21x11-8	21x11-8	21x11-8	21x11-8
Electrical		450 Cranking Amps 12-V / 40 Amps	450 Cranking Amps 12-V / 20 Amps	450 Cranking Amps 12-V / 40 Amps	450 Cranking Amps 12-V / 40 Amps
Fuel Tank Capacity		7.25 Gallons	7.25 Gallons	7.25 Gallons	7.25 Gallons
Dimensions	Wheelbase	43"	43"	43"	43"
	Length	77"	77"	77"	77"
	Overall Height (top of roll bar)	67"	67"	67"	67"
	Width w/Single Turf Tires	48"	48"	48"	48"
	Width w/Dual Turf Tires	70"	70"	70"	70"
Travel Speed*	Low Range	5.2 mph	5.2 mph	5.2 mph	5.2 mph
	High Range	10 mph	10 mph	10 mph	10 mph
Weight**		1,493 - 1,630 lbs	1,493 - 1,630 lbs	1,493 - 1,630 lbs	1,493 - 1,630 lbs
Turning Radius		43"	43"	43"	43"
Steering		Power	Power	Power	Power
PTO		Electric w/Brake	Electric w/Brake	Electric w/Brake	Electric w/Brake

* Speeds vary according to tire size, type and inflation

**Weight varies according to engine size, accessories, attachments and tire options





Venture Products Inc.

328 E. Water St.
P.O. Box 148
Orrville, OH 44667
USA



For more information contact your nearest dealer:

Toll Free: 1-866-VENTRAC (1-866-836-8722)

Local: 330-683-0075

Fax: 330-683-0000

Email: info@ventrac.com

Web: www.ventrac.com

To find a dealer near you go to:
www.ventrac.com

Venture Products reserves the right to make changes to product design and specifications without notice.

Venture Products Inc. 2089